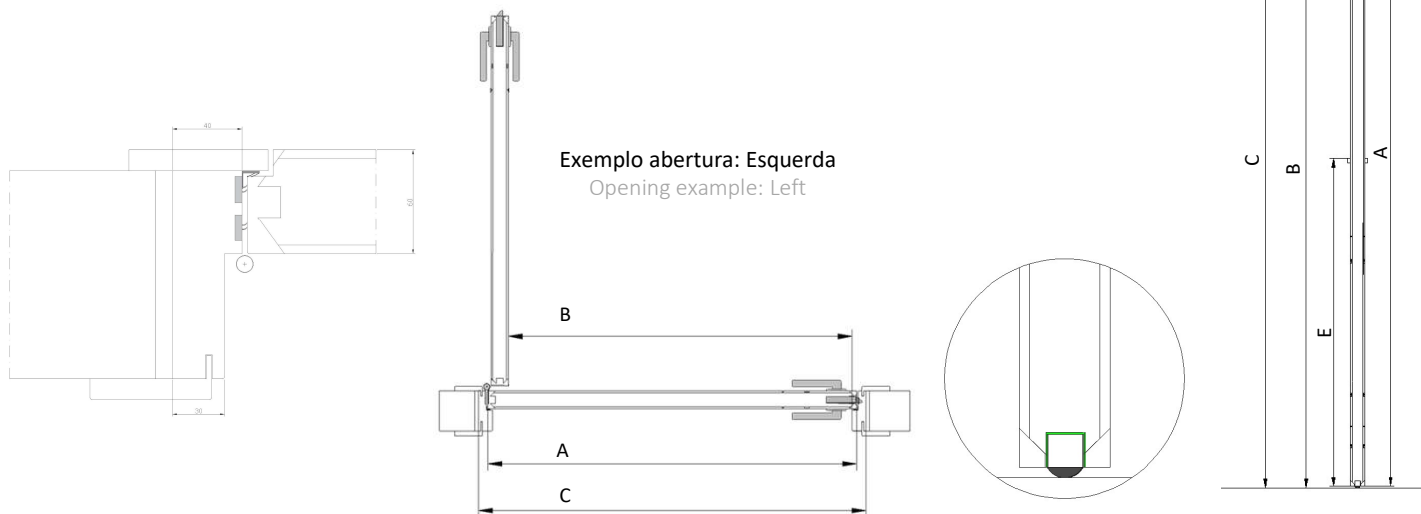


Legenda / Label

- A - Dimensão Da Porta / Door Dimension
- B - Dimensão Da Passagem Livre / Free Passage Size
- C - Dimensão Da Abertura Da Parede / Dimension Of The Wall Opening
- D - Largura Do Aro / Rim Width
- E - Altura Do Puxador Standard / Standard Handle Height



Cortes de Guarnições / Architraves Cuts



ME1

1/2 Esquadria  
1/2 Squareness



ME2

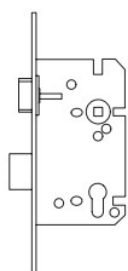
Bater Topo  
Hit Top



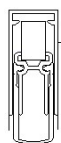
ME3

Bater Topo (Acima 10mm)  
Hit Top (10mm Above)

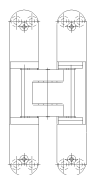
Acessórios Standard / Standard Accessories



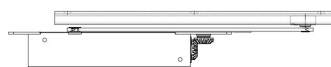
Fechadura Corta-Fogo  
Fire Stop Lock



Guilhotina  
Drop seal



Dobradiça oculta  
Concealed hinges




Mola aérea oculto  
Concealed doorcloser




Visor  
Spyhole

Configurações / Settings



1 Folha  
1 Leaf



1 Folha decorada  
1 Decorative leaf