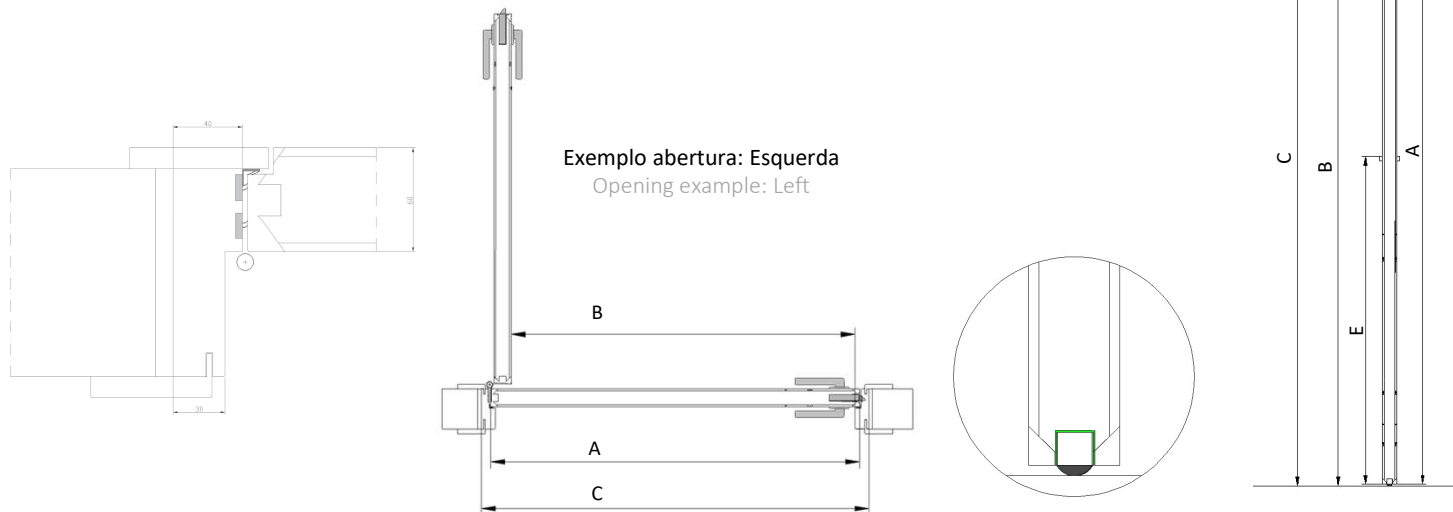


System

Legenda / Label

- A - Dimensão Da Porta / Door Dimension
- B - Dimensão Da Passagem Livre / Free Passage Size
- C - Dimensão Da Abertura Da Parede / Dimension Of The Wall Opening
- D - Largura Do Aro / Rim Width
- E - Altura Do Puxador Standard / Standard Handle Height



Cortes de Guarnições / Architraves Cuts



ME1

1/2 Esquadria
1/2 Squareness



ME2

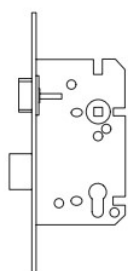
Bater Topo
Hit Top



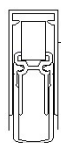
ME3

Bater Topo (Acima 10mm)
Hit Top (10mm Above)

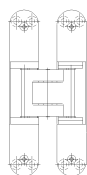
Acessórios Standard / Standard Accessories



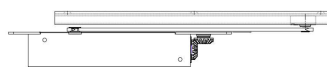
Fechadura Corta-Fogo
Fire Stop Lock



Guilhotina
Drop seal




Dobradiça oculta
Concealed hinges

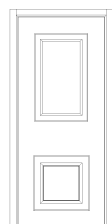


Mola aérea oculto
Concealed doorcloser

Configurações / Settings



1 Folha
1 Leaf



1 Folha decorada
1 Decorative leaf