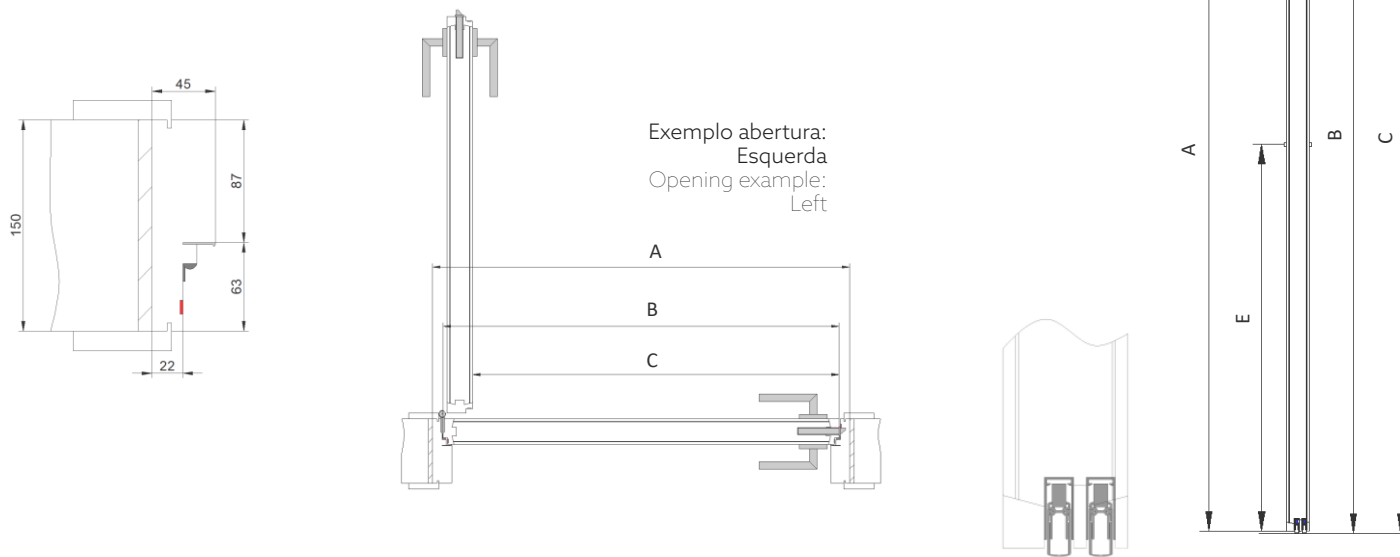
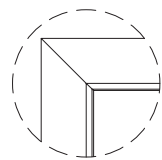


## Legenda / Label

- A - Dimensão Da Porta / Door Dimension
- B - Dimensão Da Passagem Livre / Free Passage Size
- C - Dimensão Da Abertura Da Parede / Dimension Of The Wall Opening
- D - Largura Do Aro / Rim Width
- E - Altura Do Puxador Standard / Standard Handle Height

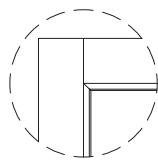


## Cortes de Guarnições / Architraves Cuts



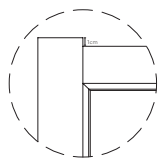
ME1

1/2 Esquadria  
1/2 Squareness



ME2

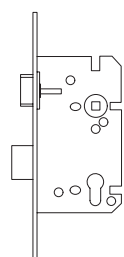
Bater Topo  
Hit Top



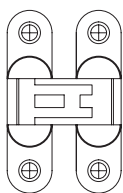
ME3

Bater Topo (Acima 10mm)  
Hit Top (10mm Above)

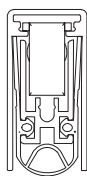
## Acessórios Standard / Standard Accessories



Fechadura Corta-Fogo  
Fire Stop Lock



Dobradiça Oculta  
Hidden Hinge



Guilhotina  
Guillotine

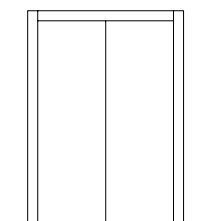


Mola Aérea Oculta  
Concealed Doorcloser



Visor  
Spyhole

## Configurações / Settings



2 Folhas  
2 Leaves