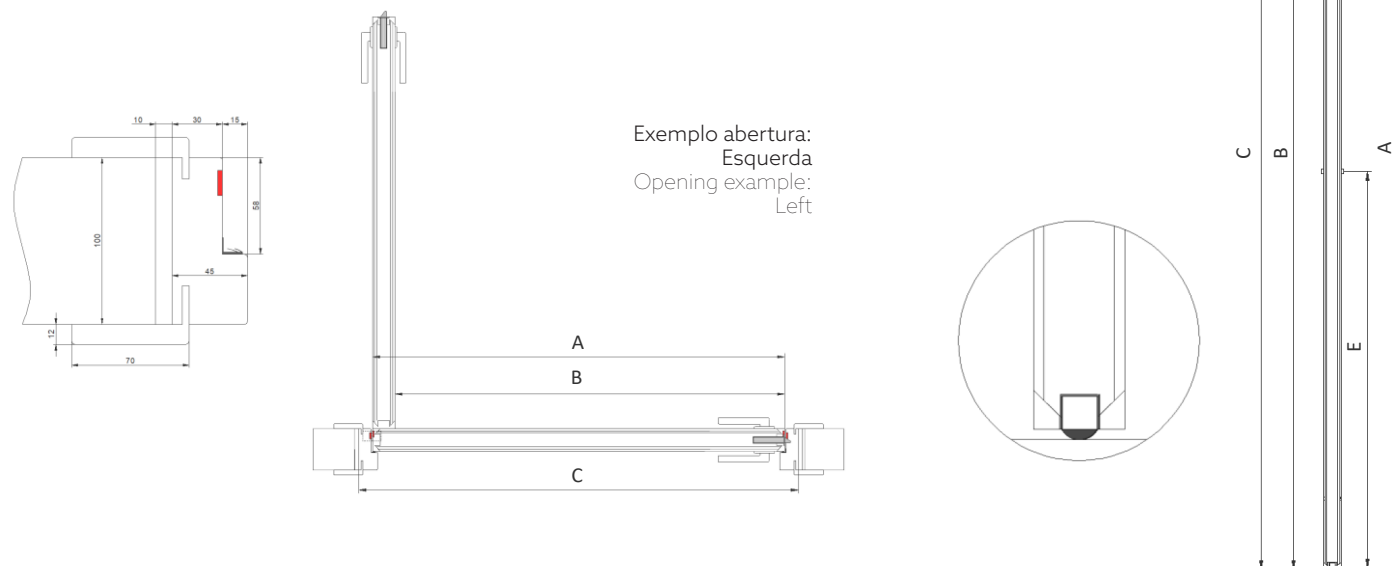
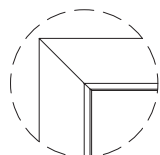


## Legenda / Label

- A - Dimensão Da Porta / Door Dimension
- B - Dimensão Da Passagem Livre / Free Passage Size
- C - Dimensão Da Abertura Da Parede / Dimension Of The Wall Opening
- D - Largura Do Aro / Rim Width
- E - Altura Do Puxador Standard / Standard Handle Height

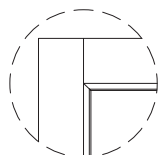


## Cortes de Guarnições / Architraves Cuts



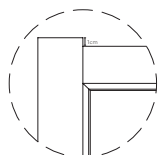
ME1

1/2 Esquadria  
1/2 Squareness



ME2

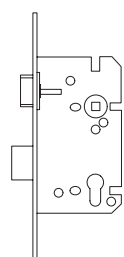
Bater Topo  
Hit Top



ME3

Bater Topo (Acima 10mm)  
Hit Top (10mm Above)

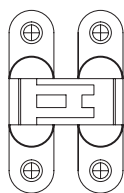
## Acessórios Standard / Standard Accessories



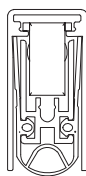
Fechadura 1 Ponto  
1 Point Lock



Fechadura 3 Pontos  
3-Point Lock



Dobradiça Oculta  
Hidden Hinge



Guilhotina  
Guillotine



Mola Aérea Oculta  
Concealed Doorcloser




Visor  
Spyhole




LETTER-BOX

Caixa de Correio  
Letter-Box

## Configurações / Settings



1 Folha  
1 Leaf



1 Folha Decorada  
1 Leaf Decorative